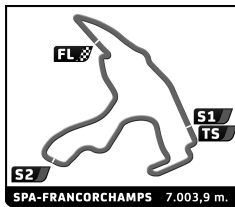


BGDC SPA RACING FESTIVAL Qualifying Analysis

■ Personal Best ■ Session Best B Crossing the finish line in pit lane

Lap	Time	Sector 1	Sector 2	Sector 3	T. Spd	Elapsed	Lap	Time	Sector 1	Sector 2	Sector 3	T. Spd	Elapsed	
3	Guido / Tom WERCKX / WERCKX						BEL	11	3:26.854	58.136	1:35.821	52.897	163.9	43:51.530
	TROMMELKE						BMW 325i	12	3:42.036	58.812	1:33.211	1:10.013	166.7	47:33.566
1	6:20.863	3:31.964	1:49.050	59.849	132.8	6:20.863								
2	3:44.337	1:02.189	1:45.120	57.028	141.5	10:05.200								
3	3:29.466	59.933	1:36.248	53.285	179.4	13:34.666								
4	3:25.915	58.989	1:34.352	52.574	162.5	17:00.581								
5	3:24.454	58.558	1:33.539	52.357	181.8	20:25.035								
6	3:25.964	57.835	1:34.078	54.051	186.8	23:50.999								
7	3:23.544	57.740	1:32.912	52.892	182.4	27:14.543								
8	3:41.537 B	1:01.520	1:34.258	1:05.759	158.2	30:56.080								
9	5:09.676	2:38.512	1:36.864	54.300	173.4	36:05.756								
10	3:26.412	58.969	1:33.564	53.879	178.8	39:32.168								
11	3:29.634	59.573	1:34.163	55.898	186.8	43:01.802								
12	3:31.688	58.143	1:35.636	57.909	188.5	46:33.490								
6	Navric / Patrick DE LAET / VAN BILLOE						BEL							
	ICEPOL RT						Honda Civic EP3 R (2003)							
1	5:10.934	2:36.131	1:39.034	55.769	131.8	5:10.934								
2	3:30.176	58.808	1:36.773	54.595	159.1	8:41.110								
3	3:45.223 B	1:00.186	1:37.226	1:07.811	162.0	12:26.333								
4	4:52.997 B	2:08.334	1:37.922	1:06.741	153.7	17:19.330								
5	5:06.342	2:32.242	1:39.332	54.768	161.5	22:25.672								
6	3:26.091	58.665	1:35.911	51.515	179.1	25:51.763								
7	3:20.580	56.162	1:33.190	51.228	177.1	29:12.343								
8	3:20.108	55.863	1:32.974	51.271	175.1	32:32.451								
9	3:19.544	55.913	1:32.747	50.884	186.5	35:51.995								
10	3:29.848 B	55.920	1:33.738	1:00.190	183.7	39:21.843								
11	5:14.143	2:47.283	1:34.912	51.948	170.9	44:35.986								
12	3:33.429	56.545	1:34.611	1:02.273	176.5	48:09.415								
7	Yves MOREL						FRA							
	AZUR						RXC Domec (2014)							
1	5:43.226	3:12.308	1:37.662	53.256	137.9	5:43.226								
2	3:30.020	55.942	1:39.138	54.940	143.3	9:13.246								
3	3:17.654	54.752	1:32.127	50.775	151.8	12:30.900								
4	3:15.352	53.324	1:32.001	50.027	171.5	15:46.252								
5	3:13.360	52.894	1:30.860	49.606	183.0	18:59.612								
6	3:14.931	52.141	1:33.004	49.786	167.0	22:14.543								
7	3:12.497	52.917	1:30.569	49.011	184.0	25:27.040								
8	3:12.673	52.699	1:30.781	49.193	179.4	28:39.713								
9	3:09.554	51.563	1:29.625	48.366	189.1	31:49.267								
10	3:09.857	53.277	1:28.846	47.734	180.9	34:59.124								
11	3:10.267	50.469	1:29.819	49.979	187.8	38:09.391								
10	Patrick / Gaël ASNONG / FRERE						BEL							
	ICEPOL RT						Renault Clio III							
1	4:58.408	2:25.357	1:36.633	56.418	139.6	4:58.408								
2	3:22.534	57.835	1:32.760	51.939	162.5	8:20.942								
3	3:21.961	56.978	1:32.987	51.996	173.7	11:42.903								
4	3:29.780 B	57.597	1:33.240	58.943	165.9	15:12.683								
5	6:04.878	3:43.202	1:30.571	51.105	170.6	21:17.561								
6	3:17.412	56.165	1:30.352	50.895	179.7	24:34.973								
7	3:23.846	1:00.349	1:30.983	52.514	159.6	27:58.819								
8	3:17.750	56.283	1:30.693	50.774	171.5	31:16.569								
9	3:30.093 B	56.727	1:31.927	1:01.439	173.7	34:46.662								
10	5:38.014	3:08.030	1:36.928	53.056	155.0	40:24.676								
15	Patrice / Paul LACROIX / LEJEUNE						BEL							
	BELGIAN RACING CLUB						Seat Léon							
1	5:23.111	2:51.863	1:38.021	53.227	155.5	5:23.111								
2	3:15.498	53.508	1:31.816	50.174	181.5	8:38.609								
3	3:22.562 B	53.353	1:29.576	59.633	175.6	12:01.171								
4	5:16.693	2:58.537	1:28.879	49.277	177.1	17:17.864								
5	3:15.624	52.745	1:29.176	53.703	179.1	20:33.488								
6	3:10.550	53.169	1:29.064	48.317	189.8	23:44.038								
7	3:07.702	51.269	1:28.025	48.408	180.3	26:51.740								
8	3:40.666 B	51.401	1:42.392	1:06.873	194.9	30:32.406								
9	4:43.783	2:19.031	1:32.810	51.942	169.8	35:16.189								
10	3:11.839	52.824	1:30.047	48.968	184.9	38:28.028								
11	3:22.246	51.322	1:41.328	49.596	173.4	41:50.274								
12	3:10.283	51.861	1:29.313	49.109	170.6	45:00.557								
13	3:31.183	50.679	1:35.745	1:04.759	191.1	48:31.740								
21	René / Xavier / Michel DANNEELS / D						BEL							
	ICEPOL RT						Renault 21 Turbo							
1	4:28.426	2:09.763	1:30.274	48.389	163.9	4:28.426								
2	3:06.095	50.645	1:27.229	48.221	176.2	7:34.521								
3	3:03.304	50.489	1:26.241	46.574	162.2	10:37.825								
4	3:20.272 B	51.439	1:26.792	1:02.041	171.2	13:58.097								
5	5:11.498	2:47.543	1:34.017	49.938	139.3	19:09.595								
6	3:05.949	51.334	1:27.609	47.006	183.0	22:15.544								
7	3:31.649 B	53.530	1:31.866	1:06.253	164.9	25:47.193								
8	4:57.564	2:36.386	1:32.785	48.393	157.7	30:44.757								
9	3:14.899 B	49.417	1:27.203	58.279	195.6	33:59.656								
10	6:47.022	4:34.291	1:26.069	46.662	199.6	40:46.678								
11	3:06.051	49.213	1:29.235	47.603	170.6	43:52.729								
12	3:29.479	49.993	1:25.445	1:14.041	181.5	47:22.208								
24	Alain / Christophe / Jean-Yves NEUTE						BEL							
	BELGIAN RACING CLUB						Porsche Boxster							
1	5:11.206	2:23.331	1:48.095	59.780	143.5	5:11.206								
2	3:32.676	1:00.275	1:38.111	54.290	163.9	8:43.882								
3	3:30.739	1:00.558	1:35.504	54.677	179.4	12:14.621								
4	3:41.238 B	59.868	1:36.600	1:04.770	157.7	15:55.859								
5	7:22.987	4:45.407	1:40.111	57.469	174.2	23:18.846								
6	3:28.701	59.051	1:36.749	52.901	167.7	26:47.547								
7	3:42.952 B	59.261	1:38.877	1:04.814	171.7	30:30.499								
8	6:24.654	3:57.753	1:34.924	51.977	163.2	36:55.153								
9	3:17.812	56.867	1:30.861	50.084	165.4	40:12.965								
10	3:15.532	53.717	1:31.496	50.319	182.1	43:28.497								
11	3:38.366	53.799	1:30.794	1:13.773	178.8	47:06.863								
26	Hakan / Recep SARI / SARI						BEL							
	SARI						BMW M235i							
1	5:48.738	3:16.557	1:39.337	52.844	120.7	5:48.738								
2	3:21.423	54.471	1:34.845	52.107	166.5	9:10.161								
3	3:15.370	55.179	1:29.919	50.272	188.5	12:25.531								
4	3:14.099	54.357	1:29.905	49.837	201.4	15:39.630								
5	3:12.603	54.235	1:29.233	49.135	197.0	18:52.233								
6	3:13.284	55.148	1:29.012	49.124	199.9	22:05.517								
7	3:24.483 B	53.872	1:30.044	1:00.567	199.9	25:30.000								





BGDC SPA RACING FESTIVAL

Qualifying

Analysis

Personal Best Session Best B Crossing the finish line in pit lane

Lap	Time	Sector 1	Sector 2	Sector 3	T. Spd	Elapsed	Lap	Time	Sector 1	Sector 2	Sector 3	T. Spd	Elapsed
8	5:30.400	2:58.813	1:38.348	53.239	156.4	31:00.400	5	4:32.586 B	1:00.490	2:16.601	1:15.495	175.6	21:54.979
9	3:23.816	58.090	1:34.578	51.148	160.5	34:24.216	6	18:31.340	...	1:39.658	58.848	156.6	40:26.319
10	3:18.285	54.292	1:32.445	51.548	183.0	37:42.501	7	3:47.937	1:08.616	1:40.757	58.564	158.9	44:14.256
11	3:22.054	55.367	1:34.461	52.226	184.6	41:04.555	8	3:51.696	1:04.021	1:42.300	1:05.375	164.9	48:05.952
12	3:24.341	55.119	1:36.343	52.879	182.4	44:28.896							
13	3:38.947	56.904	1:39.438	1:02.605	173.9	48:07.843							

28 Laurent / Pierre / Angélique SIMON / BEL
2CV RACING DRIVERS Renault Clio III Cup

1	5:35.606	2:53.583	1:42.039	59.984	127.8	5:35.606
2	3:32.278	1:00.464	1:37.313	54.501	148.0	9:07.884
3	3:24.171	57.771	1:32.843	53.557	162.5	12:32.055
4	3:35.110 B	57.112	1:32.754	1:05.244	177.1	16:07.165
5	5:23.050	2:54.520	1:36.283	52.247	177.9	21:30.215
6	3:19.368	56.833	1:31.332	51.203	162.5	24:49.583
7	3:29.190 B	56.127	1:31.790	1:01.273	177.3	28:18.773
8	5:06.623	2:41.424	1:32.761	52.438	170.4	33:25.396
9	3:17.906	55.869	1:31.236	50.801	183.0	36:43.302
10	3:17.595	56.177	1:31.158	50.260	182.1	40:00.897
11	3:20.226	55.784	1:33.963	50.479	166.7	43:21.123
12	3:42.013	55.621	1:29.617	1:16.775	175.3	47:03.136

32 Denys / Emilien / Julien BUFFET / BUF BEL
ICEPOL RT BMW M235i

1	6:08.550	3:16.118	1:52.968	59.464	105.9	6:08.550
2	3:42.110	1:00.718	1:44.510	56.882	145.4	9:50.660
3	3:34.909	59.388	1:40.159	55.362	140.5	13:25.569
4	3:32.591	58.516	1:38.081	55.994	159.6	16:58.160
5	4:39.068 B	57.088	1:34.451	2:07.529	168.3	21:37.228
6	5:39.174	3:14.704	1:33.766	50.704	154.4	27:16.402
7	3:13.742	54.892	1:29.695	49.155	182.1	30:30.144
8	3:24.171 B	54.053	1:29.928	1:00.190	191.8	33:54.315
9	4:48.953	2:27.902	1:31.504	49.547	153.1	38:43.268
10	3:10.070	53.826	1:28.155	48.089	182.4	41:53.338
11	3:10.605	53.524	1:28.644	48.437	169.0	45:03.943
12	3:32.853	53.280	1:35.505	1:04.068	202.9	48:36.796

41 Matthieu / Fabian GILSON / CESARI BEL
AZUR BMW E 30 (1985)

1	6:08.128	3:11.367	1:51.099	1:05.662	113.9	6:08.128
2	3:52.632	1:09.876	1:43.032	59.724	125.0	10:00.760
3	3:47.427	1:05.435	1:40.844	1:01.148	149.9	13:48.187
4	3:40.821	1:04.675	1:40.186	55.960	158.9	17:29.008
5	4:13.211 B	1:01.054	1:38.242	1:33.915	156.6	21:42.219
6	6:21.052	3:39.158	1:43.205	58.689	141.3	28:03.271
7	3:38.987	1:03.110	1:39.005	56.872	135.8	31:42.258
8	3:36.978	1:03.282	1:37.468	56.228	140.0	35:19.236
9	3:36.258	1:02.735	1:39.307	54.216	137.5	38:55.494
10	3:36.289	1:01.334	1:39.136	55.819	141.1	42:31.783
11	3:37.794	1:01.500	1:37.090	54.204	142.6	46:04.577

42 René-Pierre/Mauro FROISSARD/MERC BEL
BOKKENRIJDERS BMW 325i

1	6:15.424	3:22.550	1:48.299	1:04.575	150.3	6:15.424
2	3:48.644	1:06.886	1:42.211	59.547	135.1	10:04.068
3	3:41.219	1:03.755	1:39.664	57.800	158.4	13:45.287
4	3:37.106	1:02.729	1:37.120	57.257	170.9	17:22.393

46 Steven/Jeromy/Grégory DEWULF / HE BEL
BOKKENRIJDERS BMW 325i

1	6:09.874	3:19.247	1:50.466	1:00.161	138.6	6:09.874
2	3:37.842	1:01.744	1:41.081	55.017	147.0	9:47.716
3	3:50.284 B	1:01.329	1:39.123	1:09.832	166.5	13:38.000
4	6:31.620	4:07.739	1:31.354	52.527	182.1	20:09.620
5	3:20.849	57.509	1:31.332	52.008	185.9	23:30.469
6	3:21.313	58.692	1:30.683	51.938	184.9	26:51.782
7	3:21.256	56.892	1:31.908	52.456	188.5	30:13.038
8	3:18.467	56.724	1:30.689	51.054	188.5	33:31.505
9	3:21.854	58.346	1:32.283	51.225	187.2	36:53.359
10	3:25.542	56.814	1:31.513	57.215	189.8	40:18.901
11	3:17.941	56.361	1:30.708	50.872	189.1	43:36.842
12	3:32.084	55.875	1:30.784	1:05.425	190.8	47:08.926

47 Christian / Vincent FRANKEN / LIBBRE BEL
ROYALE ECURIE AZUR Honda Civic EP3 R (2000)

1	5:29.284	2:36.099	1:52.321	1:00.864	120.3	5:29.284
2	3:40.111	1:01.434	1:42.266	56.411	144.9	9:09.395
3	3:35.438	1:00.581	1:40.526	54.331	140.5	12:44.833
4	3:32.537	59.527	1:38.251	54.759	151.8	16:17.370
5	3:56.407 B	1:00.067	1:39.368	1:16.972	152.8	20:13.777
6	5:56.593	3:11.590	1:47.134	57.869	159.1	26:10.370
7	3:38.617	1:00.909	1:42.402	55.306	146.8	29:48.987
8	3:35.725	59.479	1:40.617	55.629	161.5	33:24.712
9	3:33.975	58.640	1:39.836	55.499	167.2	36:58.687
10	3:30.963	57.841	1:39.077	54.045	160.8	40:29.650
11	3:50.707 B	58.947	1:40.193	1:11.567	174.8	44:20.357


48 Rodrigue / Rudy GILLION / THIROUX BEL
ICEPOL RT Honda Civic VTI

1	5:35.390	2:49.650	1:45.592	1:00.148	135.6	5:35.390
2	3:44.219	1:06.221	1:41.804	56.194	141.3	9:19.609
3	3:34.476	1:01.253	1:38.926	54.297	152.4	12:54.085
4	3:36.697	1:04.681	1:38.079	53.937	141.1	16:30.782
5	3:29.533	1:00.561	1:35.373	53.599	161.5	20:00.315
6	3:35.373	1:01.426	1:36.304	57.643	149.1	23:35.688
7	3:47.676 B	1:03.369	1:36.305	1:08.002	150.7	27:23.364
8	3:40.804 B					31:04.168
9	4:14.207	1:22.692	1:49.602	1:01.913	144.3	35:18.375
10	3:50.758	1:02.749	1:49.715	58.294	137.2	39:09.133
11	3:45.668	1:02.032	1:46.062	57.574	158.2	42:54.801
12	4:04.916	1:02.200	1:44.497	1:18.219	151.6	46:59.717

55 Thierry / Laurent SANTINI / TRICOCHI FRA
ICEPOL RT Renault Clio III

1	5:31.567	2:52.237	1:40.079	59.251	130.2	5:31.567
2	3:42.783	1:01.346	1:46.325	55.112	136.1	9:14.350
3	3:31.265	58.495	1:37.971	54.799	153.3	12:45.615
4	3:33.639	59.572	1:39.672	54.395	155.2	16:19.254
5	5:27.867 B	1:07.304	1:35.913	2:44.650	155.9	21:47.121
6	6:57.445	4:27.356	1:36.771	53.318	143.1	28:44.566





BGDC SPA RACING FESTIVAL

Qualifying

Analysis

■ Personal Best ■ Session Best B Crossing the finish line in pit lane

Lap	Time	Sector 1	Sector 2	Sector 3	T. Spd	Elapsed	Lap	Time	Sector 1	Sector 2	Sector 3	T. Spd	Elapsed
7	3:26.135	59.051	1:33.830	53.254	170.6	32:10.701	5	3:04.658 B	48.731	1:22.722	53.205	172.8	16:48.828
8	3:25.131	57.736	1:34.167	53.228	168.3	35:35.832	6	6:44.543	4:22.891	1:28.891	52.761	152.4	23:33.371
9	3:24.002	56.800	1:33.771	53.431	170.9	38:59.834	7	3:06.197	51.323	1:26.651	48.223	181.2	26:39.568
10	4:07.789	57.925	2:02.906	1:06.958	162.2	43:07.623	8	3:21.277 B	51.531	1:27.241	1:02.505	180.6	30:00.845
11	3:34.407	57.163	1:35.337	1:01.907	178.2	46:42.030	9	7:01.445	4:38.826	1:30.559	52.060	185.9	37:02.290

58 **Raphaël/Pierre VAN DER STRATEN/DU** BEL
ROYALE ECURIE AZUR MARC Focus V8 (2015)

1	5:33.474	3:03.833	1:34.819	54.822	175.6	5:33.474
2	3:08.158	50.732	1:29.295	48.131	180.6	8:41.632
3	3:04.881	50.261	1:27.883	46.737	192.1	11:46.513
4	3:03.274	49.595	1:27.453	46.226	215.4	14:49.787
5	3:14.860 B	49.558	1:28.003	57.299	206.4	18:04.647
6	5:50.439	3:31.199	1:30.574	48.666	172.8	23:55.086
7	3:07.604	51.800	1:28.861	46.943	194.5	27:02.690
8	3:05.295	49.510	1:29.445	46.340	192.1	30:07.985
9	3:18.906 B	49.628	1:29.636	59.642	214.6	33:26.891
10	8:28.210	6:08.173	1:31.320	48.717	190.8	41:55.101
11	3:07.166	50.969	1:27.840	48.357	193.5	45:02.267
12	3:33.256	49.842	1:39.778	1:03.636	201.4	48:35.523

62 **Daniel / Philippe BRAUN / BRAEKEYEL'** BEL
BELGIAN RACING CLUB Seat SuperCopa

1	5:35.051	2:57.488	1:39.347	58.216	121.9	5:35.051
2	3:42.219 B	59.254	1:38.090	1:04.875	149.9	9:17.270
3	5:03.081	2:45.677	1:28.522	48.882	180.3	14:20.351
4	3:32.509	54.227	1:48.583	49.699	193.8	17:52.860
5	3:12.220	53.716	1:28.921	49.583	190.8	21:05.080
6	3:13.318	54.891	1:28.992	49.435	188.1	24:18.398
7	3:28.497 B	57.476	1:29.030	1:01.991	181.2	27:46.895
8	4:51.129	2:28.860	1:32.151	50.118	164.7	32:38.024
9	3:20.844	54.948	1:30.576	55.320	166.7	35:58.868
10	3:16.217	53.850	1:31.865	50.502	173.4	39:15.085
11	3:17.701	54.755	1:32.155	50.791	170.4	42:32.786
12	3:16.838	54.012	1:32.524	50.302	174.8	45:49.624
13	4:03.897	1:02.661	1:54.468	1:06.768	119.7	49:53.521

69 **Oskar / Matthew / Torsten SANDBERG**
SORG RENNSPORT BMW M235i

1	9:40.287	7:17.182	1:32.465	50.640	146.0	9:40.287
2	3:07.791	53.331	1:26.043	48.417	165.9	12:48.078
3	3:07.248	54.626	1:24.457	48.165	200.3	15:55.326
4	3:05.676	52.049	1:25.161	48.466	175.9	19:01.002
5	3:18.303 B	51.981	1:28.113	58.209	171.7	22:19.305
6	5:37.308	3:21.690	1:26.986	48.632	195.6	27:56.613
7	3:05.964	51.701	1:26.344	47.919	204.8	31:02.577
8	3:22.379 B	53.859	1:29.159	59.361	207.2	34:24.956
9	5:29.811	3:14.667	1:27.800	47.344	167.2	39:54.767
10	3:05.557	51.473	1:25.333	48.751	203.3	43:00.324
11	3:05.584	53.249	1:24.926	47.409	206.4	46:05.908

71 **Pierre / Gérard / Christina MARTINET** FRA
PIERRE MARTINET Porsche 997 GT3 Cup S

1	4:56.939	2:32.751	1:34.479	49.709	156.8	4:56.939
2	3:01.148	49.770	1:25.909	45.469	171.7	7:58.087
3	2:51.104	46.342	1:20.899	43.863	217.6	10:49.191
4	2:54.979	46.273	1:21.050	47.656	199.6	13:44.170

74 **Xavier/Florian RANZ/BRICHE**
JULIEN BRICHE Seat Supercopa

1	6:02.133	3:14.964	1:49.061	58.108	122.7	6:02.133
2	3:33.068	1:00.110	1:39.683	53.275	122.7	9:35.201
3	3:35.254 B	56.326	1:34.943	1:03.985	157.0	13:10.455
4	6:07.524	3:38.286	1:34.880	54.358	138.0	19:17.979
5	3:13.940	53.197	1:31.579	49.164	173.7	22:31.919
6	3:15.717	53.308	1:33.361	49.048	169.6	25:47.636
7	3:11.120	53.023	1:29.783	48.314	163.2	28:58.756
8	3:12.858	52.703	1:31.356	48.799	162.9	32:11.614
9	3:10.428	52.521	1:28.896	49.011	176.8	35:22.042
10	3:10.423	52.560	1:29.789	48.074	150.1	38:32.465
11	3:15.623	52.536	1:34.429	48.658	177.1	41:48.088
12	3:17.211	52.042	1:29.860	55.309	169.8	45:05.299
13	3:35.724	52.693	1:41.408	1:01.623	168.5	48:41.023


78 **Eric/Bernard/Carlo SLIPHORST/CLAES** NLD
OFFENGA RACING BMW 325i

1	4:46.921	2:20.239	1:34.761	51.921	149.3	4:46.921
2	3:15.215	57.218	1:28.001	49.996	185.2	8:02.136
3	3:14.418	56.275	1:28.141	50.002	187.8	11:16.554
4	3:15.204	56.102	1:28.802	50.300	189.4	14:31.758
5	3:14.638	56.301	1:28.308	50.029	189.1	17:46.396
6	3:13.036	54.926	1:28.424	49.686	189.4	20:59.432
7	3:30.331 B	57.518	1:33.359	59.454	181.2	24:29.763
8	7:13.348	4:40.822	1:36.822	55.704	179.7	31:43.111
9	3:29.301	1:00.015	1:34.992	54.294	170.4	35:12.412
10	3:42.791 B	1:01.725	1:37.628	1:03.438	153.3	38:55.203
11	5:05.073	2:33.909	1:38.113	53.051	174.2	44:00.276
12	3:49.903	58.593	1:39.699	1:11.611	184.0	47:50.179

81 **Nicolas DELENCRE** BEL
PAUL ROGIERS Renault Clio 3 Cup (2009)

1	5:58.018	2:56.503	2:00.254	1:01.261	121.1	5:58.018
2	3:40.138	1:01.316	1:41.972	56.850	139.1	9:38.156
3	3:45.829 B	59.343	1:37.408	1:09.078	154.1	13:23.985
4	5:02.167	2:35.195	1:34.287	52.685	142.4	18:26.152
5	3:22.635	56.384	1:33.646	52.605	145.6	21:48.787
6	3:19.741	56.176	1:32.048	51.517	147.0	25:08.528
7	3:16.090	55.735	1:29.612	50.743	167.2	28:24.618
8	3:16.803	55.345	1:29.116	52.342	163.7	31:41.421
9	3:16.220	54.957	1:30.267	50.996	167.7	34:57.641
10	3:22.779	58.024	1:32.679	52.076	166.5	38:20.420
11	3:16.885	55.872	1:30.426	50.587	164.2	41:37.305
12	3:14.189	54.477	1:29.700	50.012	162.5	44:51.494
13	3:38.774	54.959	1:39.555	1:04.260	166.2	48:30.268






BGDC SPA RACING FESTIVAL

Qualifying Analysis

Lap	Time	Sector 1	Sector 2	Sector 3	T. Spd	Elapsed	Lap	Time	Sector 1	Sector 2	Sector 3	T. Spd	Elapsed
85 Yardy / Mick HOOGWERF / HOOGWE NLD													
MICK HOOGWERF Renault Clio Cup (2012)													
1	6:34.005	3:45.411	1:47.818	1:00.776	104.9	6:34.005	1	4:21.848	1:58.563	1:34.852	48.433	154.6	4:21.848
2	3:33.176	59.479	1:38.634	55.063	157.0	10:07.181	2	3:08.218	52.864	1:28.193	47.161	176.5	7:30.066
3	3:54.402	B 1:03.564	1:38.757	1:12.081	135.1	14:01.583	3	3:06.331	52.353	1:26.806	47.172	185.9	10:36.397
4	7:31.201	5:07.392	1:31.950	51.859	156.1	21:32.784	4	3:06.279	51.779	1:26.199	48.301	183.0	13:42.676
5	3:17.605	55.616	1:31.202	50.787	158.2	24:50.389	5	3:18.164	B 52.731	1:28.757	56.676	158.7	17:00.840
6	3:14.751	55.538	1:28.930	50.283	181.5	28:05.140	6	3:50.633	1:36.635	1:26.751	47.247	183.4	20:51.473
7	3:22.068	1:01.567	1:29.828	50.673	162.7	31:27.208	7	3:04.303	51.103	1:26.031	47.169	184.3	23:55.776
8	3:16.338	56.651	1:29.143	50.544	172.3	34:43.546	8	3:07.962	54.104	1:26.484	47.374	188.8	27:03.738
9	3:26.864	B 55.267	1:29.001	1:02.596	181.2	38:10.410	9	3:15.552	B 51.341	1:26.799	57.412	191.1	30:19.290
10							10	4:52.395	2:33.842	1:28.958	49.595	165.4	35:11.685
11							11	3:04.990	51.196	1:26.066	47.728	188.8	38:16.675
12							12	3:04.494	51.545	1:25.706	47.243	185.2	41:21.169
13							13	3:08.313	51.247	1:28.114	48.952	179.4	44:29.482
14							14	3:32.627	51.686	1:31.121	1:09.820	182.4	48:02.109
90 Kobe / Kenny WASTIELS / BOEYKENS BEL													
ICEPOL RT BMW 330i													
1	5:30.413	2:42.016	1:48.761	59.636	155.2	5:30.413							
2	3:47.301	1:04.850	1:44.956	57.495	154.8	9:17.714							
3	3:30.462	59.710	1:37.037	53.715	176.8	12:48.176							
4	3:30.337	58.615	1:37.158	54.564	166.2	16:18.513							
5	3:27.186	58.452	1:35.374	53.360	172.0	19:45.699							
6	3:43.695	B 57.946	1:38.443	1:07.306	178.2	23:29.394							
7	4:53.437	2:31.057	1:31.780	50.600	164.2	28:22.831							
8	3:13.133	54.523	1:28.882	49.728	196.7	31:35.964							
9	3:12.529	53.712	1:28.974	49.843	191.8	34:48.493							
10	3:12.504	54.564	1:28.174	49.766	200.3	38:00.997							
288 Eric / Damien DEWALHEYS / DUSSU BEL													
ICEPOL RT Peugeot RCZ													
1	4:49.018	2:19.703	1:37.707	51.608	150.5	4:49.018							
2	3:19.715	56.063	1:33.424	50.228	139.5	8:08.733							
3	3:34.221	B 57.637	1:31.383	1:05.201	161.7	11:42.954							
4	6:37.078	B 4:00.654	1:32.735	1:03.689	173.7	18:20.032							
5	12:43.862	...	1:37.582	52.589	146.4	31:03.894							
6	3:21.367	55.924	1:34.246	51.197	169.8	34:25.261							
7	3:18.587	55.197	1:32.634	50.756	172.5	37:43.848							
8	3:15.310	55.098	1:30.802	49.410	178.2	40:59.158							
9	3:16.060	53.680	1:32.114	50.266	195.2	44:15.218							
10	3:40.737	53.871	1:37.093	1:09.773	182.4	47:55.955							
325 Thierry / Denis / Antoine DE ZAN / DL BEL													
BELGIAN VW CLUB BMW 325i													
1	5:57.321	3:17.467	1:43.131	56.723	116.4	5:57.321							
2	3:33.825	1:03.658	1:35.433	54.734	145.3	9:31.146							
3	3:40.632	B 1:01.371	1:34.550	1:04.711	167.2	13:11.778							
4	5:59.883	3:23.831	1:32.989	1:03.063	162.0	19:11.661							
5	5:49.171	B 3:13.620	1:35.282	1:00.269	161.0	25:00.832							
6	5:47.665	3:21.542	1:33.057	53.066	170.4	30:48.497							
7	3:22.681	59.377	1:30.241	53.063	174.8	34:11.178							
8	3:19.288	58.210	1:29.620	51.458	180.6	37:30.466							
9	3:19.235	57.094	1:29.871	52.270	175.9	40:49.701							
10	3:21.023	58.941	1:29.417	52.665	175.3	44:10.724							
11	3:49.154	58.343	1:39.121	1:11.690	173.9	47:59.878							
340 Tom / Erik VAN ROMPUY / QVICK BEL													
DUINDISTEL MARC BMW M2 V8(2015)													
1	4:59.672	2:37.241	1:32.289	50.142	128.2	4:59.672							
2	3:03.914	50.543	1:26.208	47.163	189.8	8:03.586							
3	2:57.454	48.686	1:23.488	45.280	180.6	11:01.040							
4	2:58.387	49.251	1:23.844	45.292	178.5	13:59.427							
5	3:10.461	B 49.356	1:25.671	55.434	172.0	17:09.888							
6	4:29.358	2:21.490	1:23.263	44.605	220.7	21:39.246							
7	2:53.810	47.072	1:22.509	44.229	205.6	24:33.056							
8	2:55.124	47.042	1:21.603	46.479	210.8	27:28.180							
9	2:54.079	47.216	1:21.508	45.355	215.9	30:22.259							
10	2:52.369	46.989	1:21.132	44.248	212.9	33:14.628							
11	2:52.420	47.527	1:21.123	43.770	217.6	36:07.048							
12	3:06.632	B 47.226	1:22.380	57.026	212.1	39:13.680							
13	5:11.763	3:06.310	1:21.303	44.150	208.0	44:25.443							
158 Giovanni/Luigi/Benoit DONNIACUO/I BEL													
ICEPOL RT BMW 325i													
1	4:44.227	2:20.473	1:31.593	52.161	169.8	4:44.227							
2	3:22.779	59.770	1:31.170	51.839	171.5	8:07.006							
3	3:34.482	B 58.012	1:31.954	1:04.516	176.2	11:41.488							
4	5:30.451	3:03.060	1:33.934	53.457	171.5	17:11.939							
5	3:19.162	56.887	1:30.327	51.948	180.9	20:31.101							
6	3:28.847	B 58.735	1:30.711	59.401	180.6	23:59.948							
7	5:10.799	2:49.041	1:29.731	52.027	182.1	29:10.747							
8	3:17.588	55.576	1:30.613	51.399	184.0	32:28.335							
9	3:15.503	55.558	1:29.198	50.747	185.2	35:43.838							
10	3:16.928	56.436	1:29.108	51.384	184.0	39:00.766							
11	3:22.284	B 56.198	1:29.656	56.430	187.2	42:23.050							
12	5:40.074	2:58.732	1:35.558	1:05.784	167.7	48:03.124							
188 Jérôme / Gaëtan HEINEN / HAYOT BEL													
ICEPOL RT Peugeot RCZ													





BGDC SPA RACING FESTIVAL Qualifying

Analysis

■ Personal Best ■ Session Best B Crossing the finish line in pit lane

Lap	Time	Sector 1	Sector 2	Sector 3	T. Spd	Elapsed	Lap	Time	Sector 1	Sector 2	Sector 3	T. Spd	Elapsed
444 Manfred / Denis VERBEKE / SMETS BEL													
MAK BMW Compact M3 (2002)													
14	3:32.279	46.940	1:34.919	1:10.420	215.0	47:57.722	9	3:29.055 B	56.799	1:30.655	1:01.601	183.7	36:10.901
1	5:03.425	2:22.127	1:45.987	55.311	133.9	5:03.425	10	5:34.535	3:01.351	1:38.022	55.162	172.5	41:45.436
2	3:31.214	59.985	1:38.067	53.162	160.1	8:34.639	11	3:30.532	1:00.824	1:35.473	54.235	180.9	45:15.968
3	3:28.284	58.527	1:37.323	52.434	151.8	12:02.923	12	4:02.432	59.855	1:45.980	1:16.597	177.6	49:18.400
4	3:37.688 B	57.265	1:35.394	1:05.029	165.4	15:40.611	777 Philippe / Guy MENAGE / KATERS BEL						
5	4:56.132	2:30.459	1:33.876	51.797	154.1	20:36.743	EBV Opel Astra G coupé (2001)						
6	3:17.409	54.780	1:31.779	50.850	175.1	23:54.152	1	4:55.681	2:29.522	1:34.754	51.405	132.5	4:55.681
7	3:17.936	56.498	1:31.431	50.007	168.5	27:12.088	2	3:15.475	55.434	1:30.343	49.698	155.7	8:11.156
8	3:14.378	54.696	1:29.980	49.702	180.0	30:26.466	3	3:10.324	53.841	1:27.446	49.037	167.2	11:21.480
9	3:13.203	53.333	1:30.875	48.995	180.3	33:39.669	4	3:08.391	53.277	1:26.342	48.772	187.2	14:29.871
10	3:14.643	52.939	1:30.956	50.748	180.6	36:54.312	5	3:07.556	53.144	1:26.271	48.141	177.3	17:37.427
11	3:09.531	52.704	1:28.517	48.310	183.7	40:03.843	6	4:02.439 B	54.926	1:28.989	1:38.524	169.6	21:39.866
12	3:15.227	52.715	1:29.610	52.902	177.1	43:19.070	7	7:13.561	4:45.334	1:36.347	51.880	146.0	28:53.427
13	3:40.049	53.520	1:30.608	1:15.921	176.5	46:59.119	8	3:22.327	54.525	1:36.487	51.315	165.7	32:15.754
510 Eric / Henri / Jérôme DUTHOIT / FRAN BEL							9	3:16.744	53.803	1:32.335	50.606	172.8	35:32.498
ICEPOL RT RENAULT Clio III							10	3:15.367	53.853	1:31.762	49.752	167.0	38:47.865
1	4:27.212	2:02.385	1:32.516	52.311	150.7	4:27.212	11	3:15.159	53.535	1:31.104	50.520	165.4	42:03.024
2	3:28.983	58.092	1:32.188	58.703	160.1	7:56.195	12	3:12.945	53.552	1:29.654	49.739	160.5	45:15.969
3	3:23.845	58.020	1:33.409	52.416	163.7	11:20.040	13	4:04.998	53.466	1:51.972	1:19.560	168.0	49:20.967
4	3:23.136	57.755	1:33.348	52.033	165.4	14:43.176	521 Andrés / Krant KEMPF / MONY CHE						
5	3:33.389 B	58.324	1:34.102	1:00.963	161.7	18:16.565	ANDREAS KEMPF VW Golf 5 Tdi (2005)						
6	5:37.159	2:56.096	1:42.052	59.011	146.4	23:53.724	1	6:19.000	3:29.269	1:50.772	58.959	119.1	6:19.000
7	3:34.746	1:02.867	1:37.363	54.516	150.3	27:28.470	2	3:41.848	1:01.931	1:42.274	57.643	133.4	10:00.848
8	3:30.087	1:00.039	1:36.194	53.854	156.4	30:58.557	3	3:35.942	1:00.244	1:41.068	54.630	149.7	13:36.790
9	3:45.815 B	1:00.584	1:37.770	1:07.461	142.0	34:44.372	4	3:48.661 B	1:01.726	1:41.747	1:05.188	145.8	17:25.451
10	5:43.133	3:12.659	1:37.416	53.058	155.5	40:27.505	5	6:27.481	3:42.387	1:46.481	58.613	132.1	23:52.932
11	3:27.305	58.765	1:34.995	53.545	159.6	43:54.810	6	3:39.102	1:02.596	1:40.698	55.808	145.3	27:32.034
12	3:59.846	57.803	1:52.559	1:09.484	169.6	47:54.656	7	3:47.265 B	1:00.498	1:40.663	1:06.104	142.8	31:19.299
521 Andrés / Krant KEMPF / MONY CHE							8	5:04.995	2:28.154	1:41.788	55.053	149.7	36:24.294
ANDREAS KEMPF VW Golf 5 Tdi (2005)							9	3:29.746	58.302	1:37.969	53.475	165.4	39:54.040
1	6:19.000	3:29.269	1:50.772	58.959	119.1	6:19.000	10	3:35.005	57.868	1:41.873	55.264	166.5	43:29.045
2	3:41.848	1:01.931	1:42.274	57.643	133.4	10:00.848	11	3:50.731	57.831	1:40.073	1:12.827	172.0	47:19.776
3	3:35.942	1:00.244	1:41.068	54.630	149.7	13:36.790	584 Giovanni / Doriano SCAMARDI / MAR BEL						
4	3:48.661 B	1:01.726	1:41.747	1:05.188	145.8	17:25.451	SCAMARDI BMW 325i						
5	6:27.481	3:42.387	1:46.481	58.613	132.1	23:52.932	1	4:35.055	2:12.227	1:31.487	51.341	143.0	4:35.055
6	3:39.102	1:02.596	1:40.698	55.808	145.3	27:32.034	2	3:17.880	56.641	1:29.857	51.382	184.3	7:52.935
7	3:47.265 B	1:00.498	1:40.663	1:06.104	142.8	31:19.299	3	3:38.818 B	59.960	1:37.366	1:01.492	152.4	11:31.753
8	5:04.995	2:28.154	1:41.788	55.053	149.7	36:24.294	4	7:53.807	5:31.732	1:30.531	51.544	180.3	19:25.560
9	3:29.746	58.302	1:37.969	53.475	165.4	39:54.040	5	3:19.368	57.332	1:30.669	51.367	178.5	22:44.928
10	3:35.005	57.868	1:41.873	55.264	166.5	43:29.045	6	3:20.196	56.879	1:30.684	52.633	180.9	26:05.124
11	3:50.731	57.831	1:40.073	1:12.827	172.0	47:19.776	7	3:19.060	57.096	1:30.872	51.092	183.0	29:24.184
584 Giovanni / Doriano SCAMARDI / MAR BEL							8	3:17.662	57.040	1:29.468	51.154	184.6	32:41.846
SCAMARDI BMW 325i													
1	4:35.055	2:12.227	1:31.487	51.341	143.0	4:35.055							
2	3:17.880	56.641	1:29.857	51.382	184.3	7:52.935							
3	3:38.818 B	59.960	1:37.366	1:01.492	152.4	11:31.753							
4	7:53.807	5:31.732	1:30.531	51.544	180.3	19:25.560							
5	3:19.368	57.332	1:30.669	51.367	178.5	22:44.928							
6	3:20.196	56.879	1:30.684	52.633	180.9	26:05.124							
7	3:19.060	57.096	1:30.872	51.092	183.0	29:24.184							
8	3:17.662	57.040	1:29.468	51.154	184.6	32:41.846							

